

Fig 2-1. MDA formation in the liver, uterus and heart in rats for 4 or 24 weeks postovariectomy. Data are means \pm S.E.(n=9). [#] P<0.05, ^{##} p<0.01 compared with sham operated group. ^{*} P<0.05, ^{**} P<0.01 compared with OVX group. ^{b:} P<0.01 compared with OVX group of 4 weeks postovariectomy. OVX: ovariectomized group; E2: OVX+ 17 β -estradiol group..

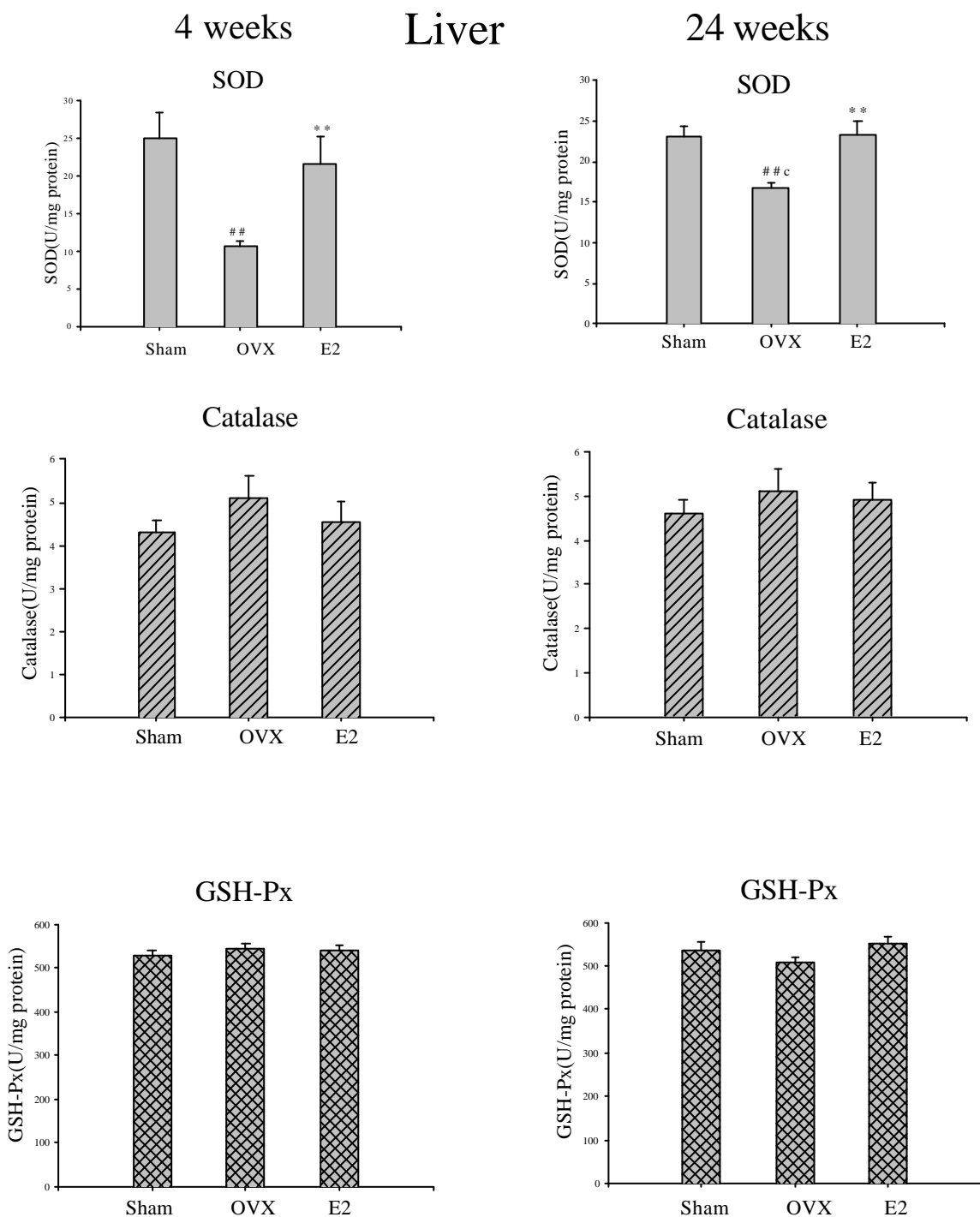


Fig 2-2. SOD, Catalase and GSH-PX activities in the liver in rats for 4 or 24 weeks postovariectomy . Data are means \pm S.E. (n= 9). ^{##}P<0.01 compared with sham operated group. ^{**}P<0.01 compared with OVX group. ^cP<0.001 compared with OVX group of 4 weeks postovariectomy. OVX: ovariectomized group; E2 : OVX+17 β -estradiol group.

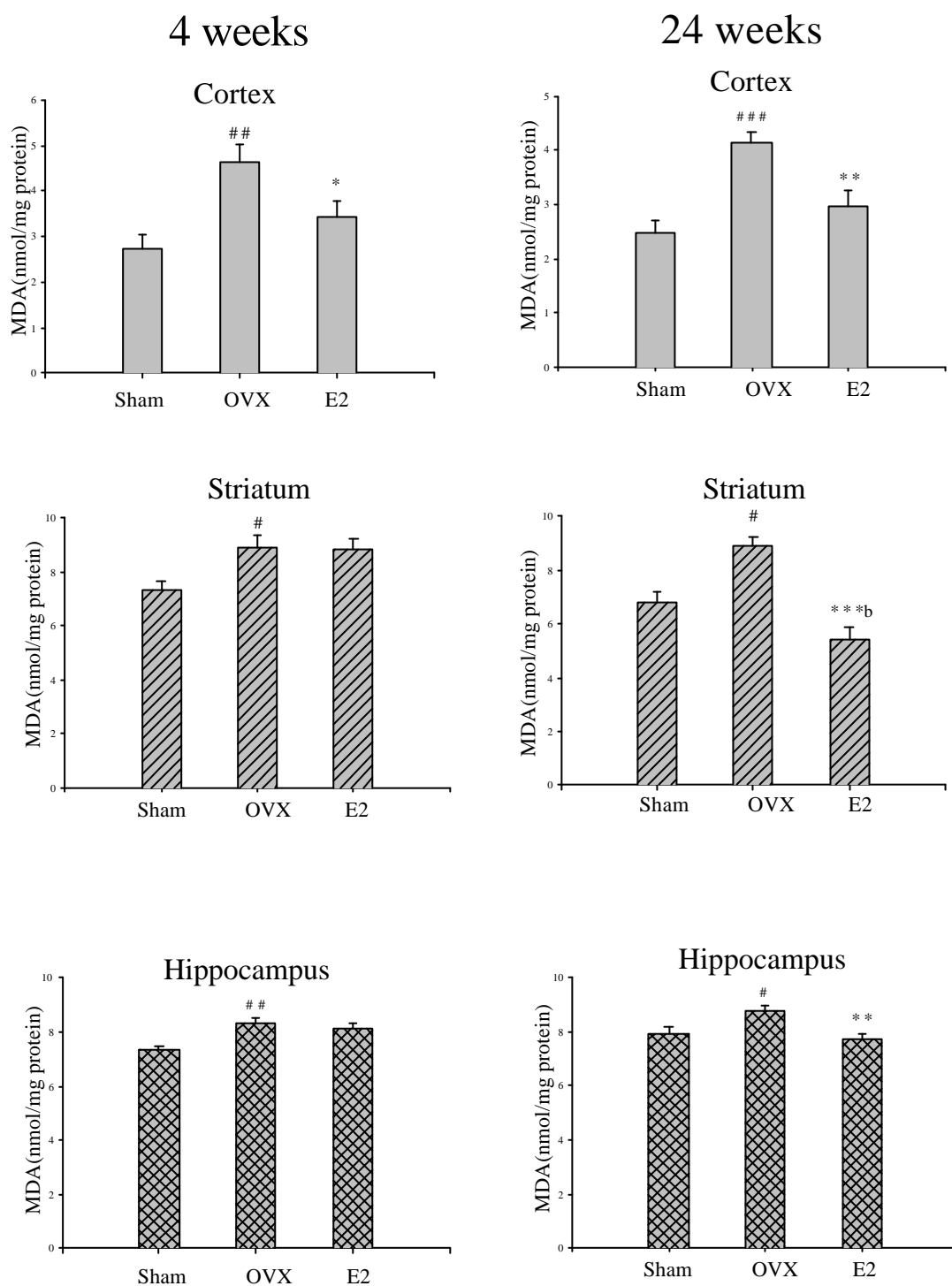


Fig 2-3. MDA formation in the cortex, striatum and hippocampus in rats for 4 or 24 weeks postovariectomy. Data are means \pm S.E. (n= 9). #P<0.05, ##P<0.01, ###p<0.001 compared with sham operated group. *P<0.05, **P<0.01, ***P<0.001 compared with OVX group . ^bP<0.01 compared with OVX group of 4 weeks postovariectomy. OVX: ovariectomized group; E2: OVX+ 17 β -estradiol group..

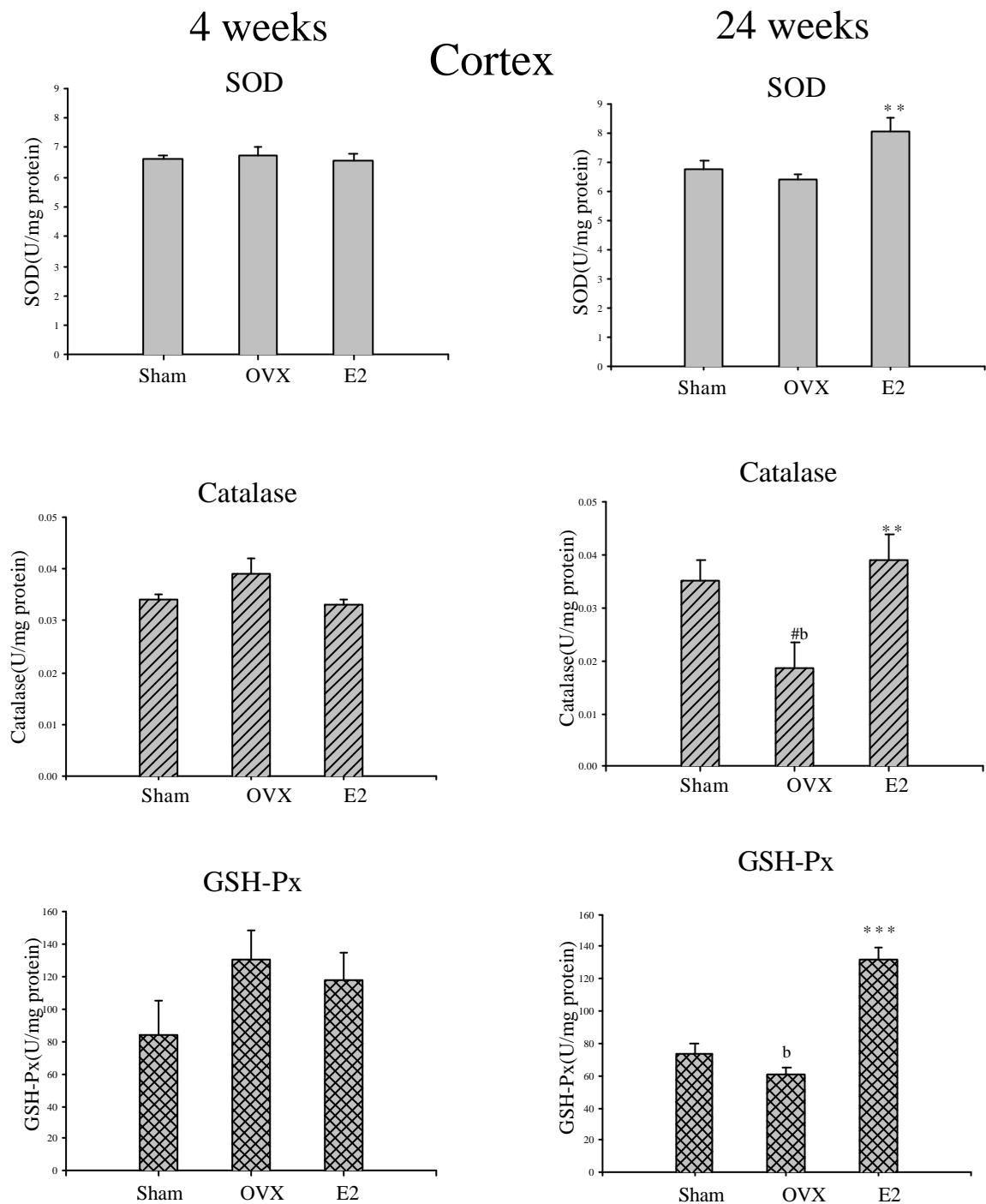


Fig 2-4. SOD,Catalase and GSH-Px activities in the cerebral cortex in rats for 4 or 24 weeks postovariectomy . Data are means \pm S.E.(n = 9). #P<0.05, compared with sham operated group. **P<0.01, ***P<0.001 compared with OVX group. ^bP<0.01 compared with OVX group of 4 weeks postovariectomy. OVX: ovariectomized group; E2: OVX+ 17 β -estradiol group..

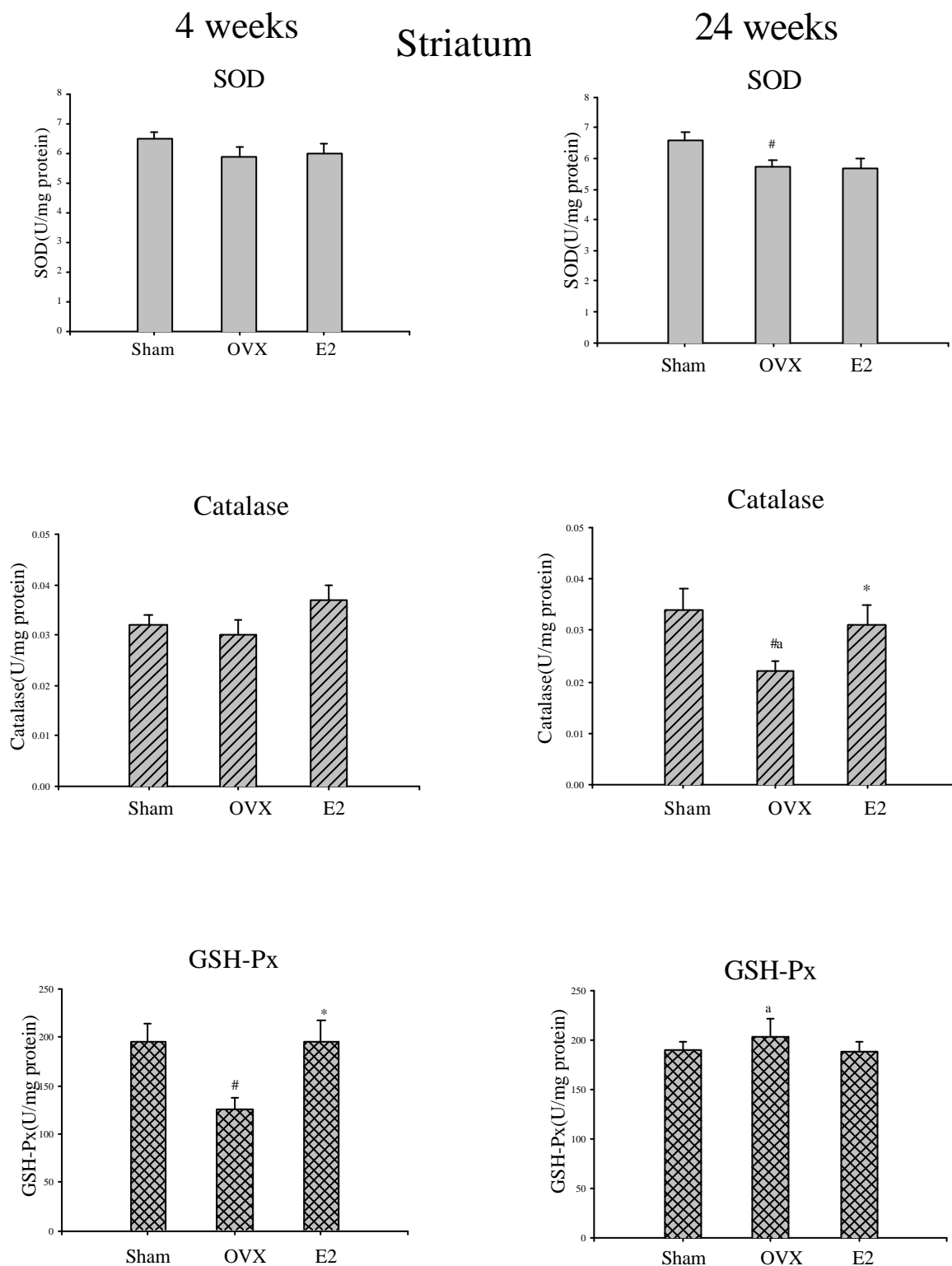


Fig 2-5.SOD,Catalase and GSH-Px activities in the striatum in rats for 4 or 24 weeks postovariectomy . Data are means \pm S.E. (n = 9). [#]P<0.05 compared with sham operated group. ^{*}P<0.05 compared with OVX group. ^aP<0.05 compared with OVX group of 4 weeks postovariectomy. OVX: ovariectomized group; E2: OVX+ 17 β -estradiol group.

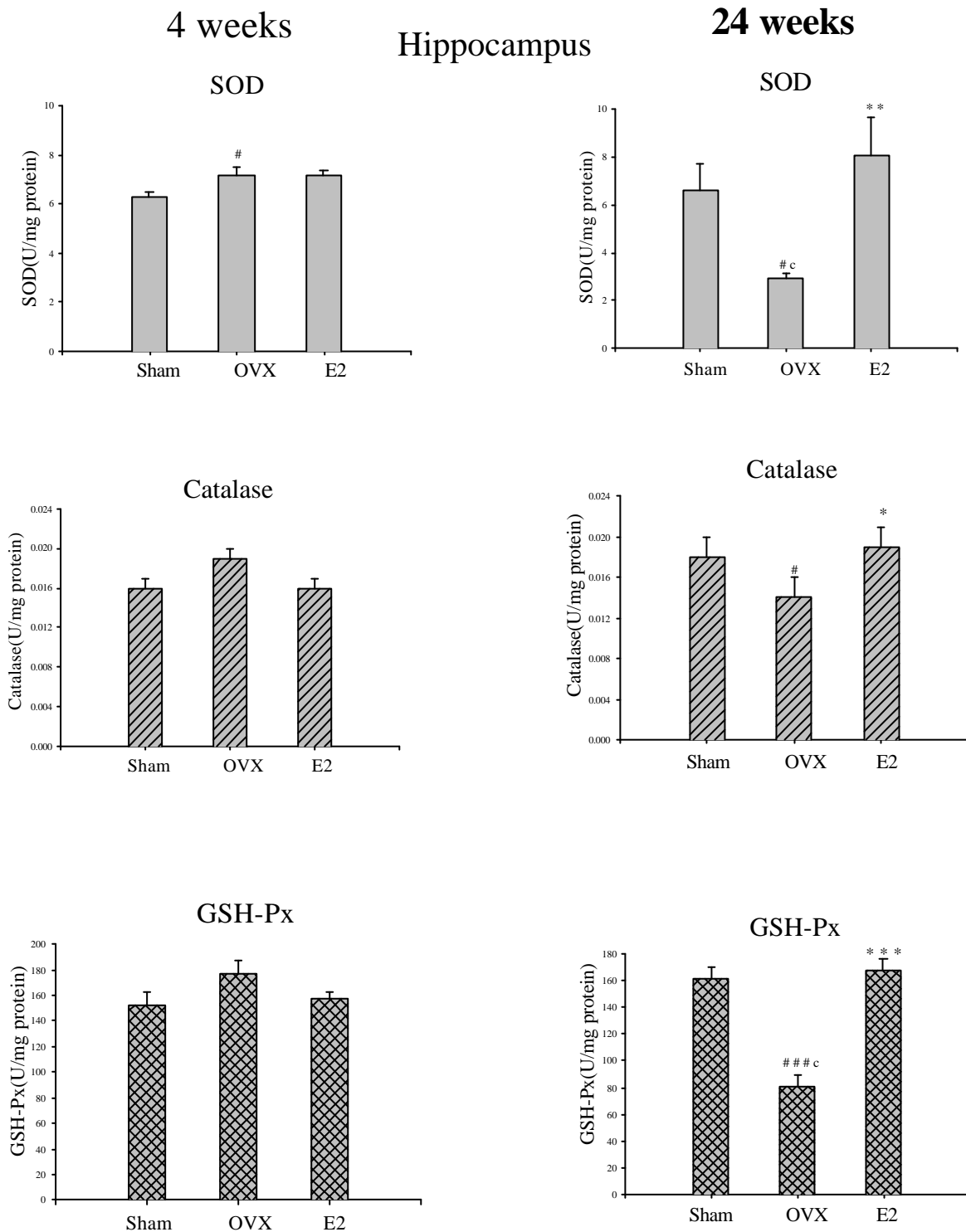


Fig 2-6. SOD, Catalase and GSH-PX activities in the hippocampus in rats for 4 or 24weeks postovariectomy . Data are means \pm S.E. (n = 9). [#]P<0.05, ^{###}P<0.001 compared with sham operated group. ^{*}P<0.05, ^{**}P<0.01, ^{***}P<0.001 compared with OVX group. ^cP<0.001 compared with OVX group of 4 weeks postovariectomy. OVX: ovariectomized group; E2 : OVX+17 β -estradiol group